



“Notes in 15”

By: Matt B.
Copyright 2003

The Notes on the Guitar in 15 minutes....

One thing that you have to do is memorize the notes:

Copy this, paste it everywhere, Learn it! It's the key, pardon the pun, to everything.

C D E F G A B C

LOOK SAY and PLAY...SLOWLY

I've found that, the reason people have such a hard time learning is because, number one they only use one way to get the information into their brain. Number two they go too fast and make mistakes.

Look, Say and Play:

Look: at What your fingers are playing. (This only goes for Practice. Then, when you play live, you won't be up There looking at your hands, because they know Exactly where to go.)

Say: The note or chord you are playing. Out Loud (I know you feel funny doing this, but , this is your learning and practice time, no one is around, There is plenty of time to look cool later.)

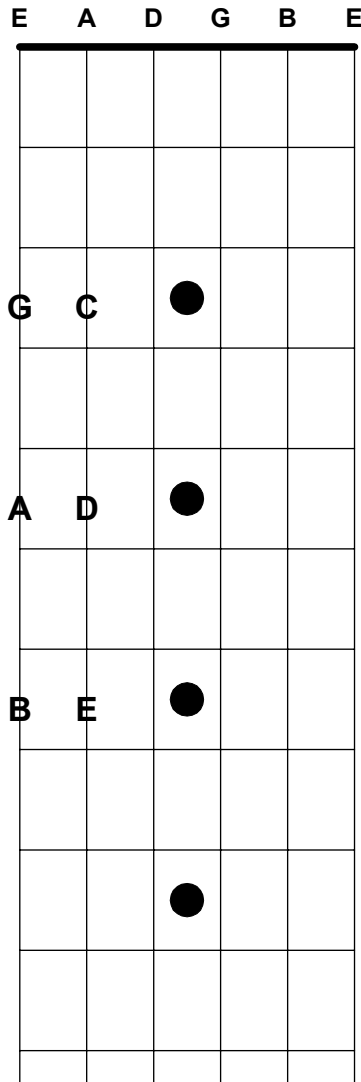
Play: SLOWLY very SLOWLY! At first so slow that there is no possible way to make a mistake! Why....By not making a mistake, you fingers will not know how to do it wrong. For example, If you went and tried to play something quickly and just ran through it, chances are you might make a mistake. Your fingers now "know how" to make a mistake. But, if you took your time, and really concentrated, your fingers would only know how to do the task correctly. Sounds weird but it's true. Think about it. The only way to learn something on the guitar is by playing it, over and over. If you never introduce a mistake when you first learn it. You won't know how to do it wrong and your chances of messing up is a lot smaller.

The more ways that you input information into you brain. The faster you will learn. Also, you will be training your ear, by putting a name with the sound you are hearing.

Ok, You want to learn all the notes on the guitar. I know your saying No way! It's too much, too hard to know all of them. How about if I told you, you can do it in less than 15 minutes. You can! It's easy. Say this. G A B C D E. Think and say it as two groups of three letters.(For some reason it's easier to remember it that way as a opposed to saying all six letters at once.) If you can memorize that, you can learn all the notes on the guitar.

GAB CDE

So lets' do it! I want you to take the guitar and use this chart. **Look** at the fretboard and start on the 3rd fret of the 6th string with your first finger. **Say and play** the note G. Then using your second finger, say and play A, fourth finger B, use the same fingering and say and play the notes C D and E on the fifth string. Do this ten times. **Slowly** and really concentrate on the notes you are playing. Now repeat the process 10 times backwards. Start on E on the fifth string and go down to G.



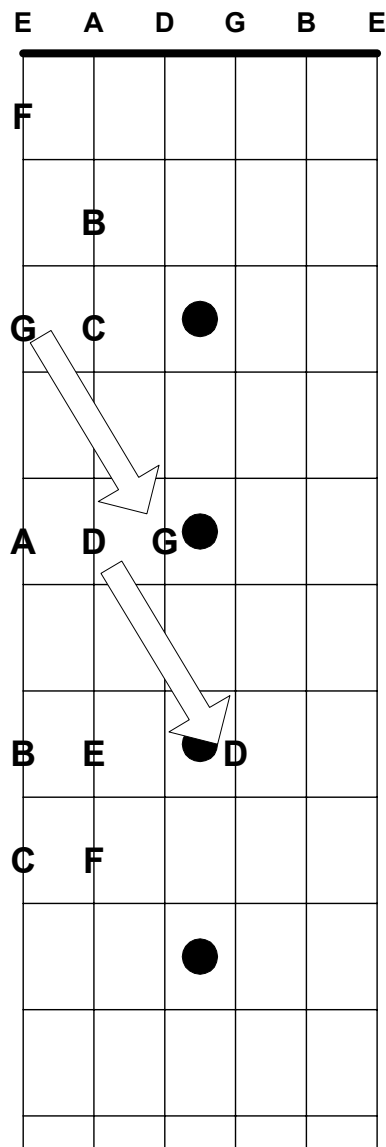
Test yourself, say a note and find it. Let's face it, it wasn't hard to memorize those 6 notes right. Took all of about 5 minutes right. Ok next lets add the F's C's and B's Remember that from E to F and from B to C is a half step. There are no notes in between them. So, lets add the C on the the 7th fret of the 6th string. Add a B on the 2nd fret of the 5th string and an F on the 8th fret of the 5th string.

	E	A	D	G	B	E
F						
		B				
G	C		●			
A	D		●			
B	E		●			
C	F					
			●			

This isn't hard at all is it? What does this have to do with learning all the notes of the guitar. Patterns, it's all about patterns. All you need is Two rules: Rule number one is

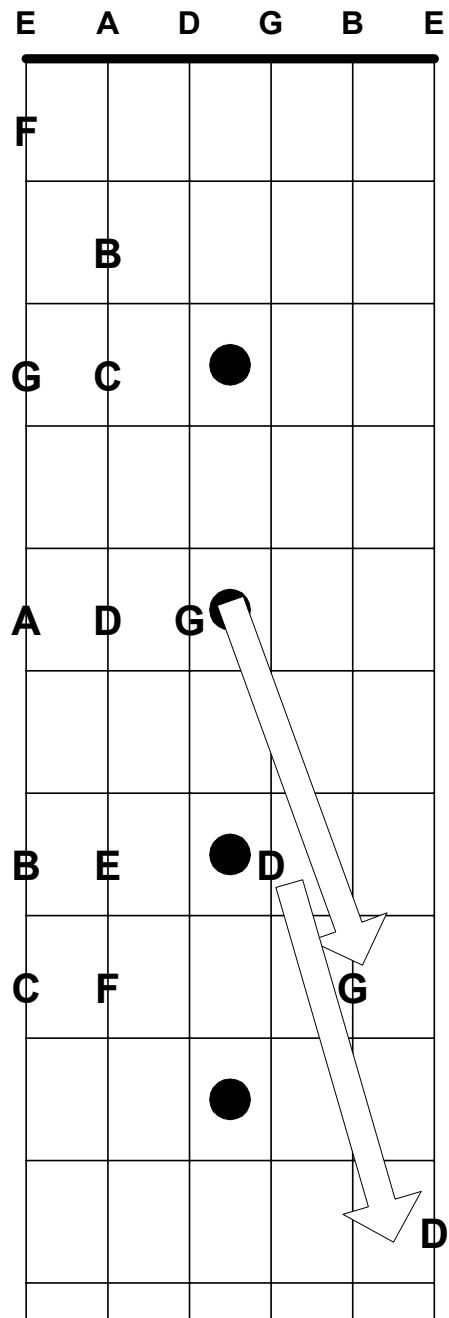
The 2 and 2 Rule:

Use your first and third fingers Put your first finger on one of the notes on the 6th string and move up two frets and up two string and pay that note with your third finger. This works for any note on the 6th or 5th strings. Now you know the notes on the 6th 5th 4th and 3rd strings. (Almost there!)



The 3 and 2 Rule:

As you could have guess this works the same way, the only difference is that with the notes on the 4th and 3rd strings you move up 3 frets and 2 strings. For this it's easier to use your 1st and 4th fingers.



I hope you liked The Notes on the Guitar in 15 minutes. If you did and you would like to see more Guitar Secrets. Why not order the ebook. Guitar Secrets. Things you can learn in here are:

Notes on the Guitar in 15 Minutes
Pentatonics A Scale for all occasions
Play ANY Chord. Your key to knowing how to play 1000's
Of Chords!
Notes in the Keys
Modes Demystified
The Relatives Major and Minor
Chords in the Key
Plus more...Tips and Tricks to mastering the fretboard

To order just email me: vitalguitartheory@gmail.com
The cost is just \$4.95 and you can pay via paypal. It's that simple!